

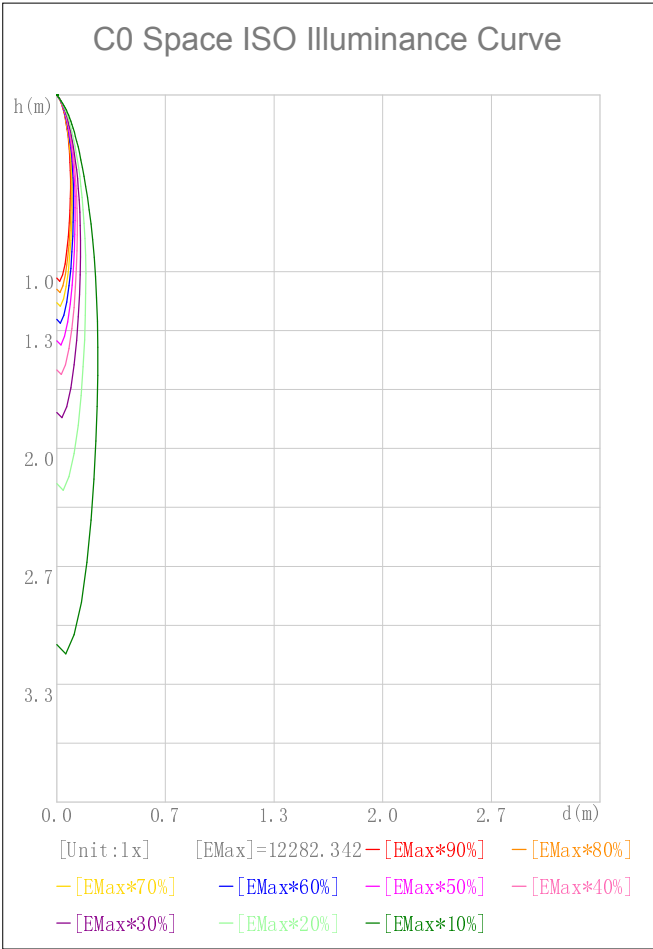
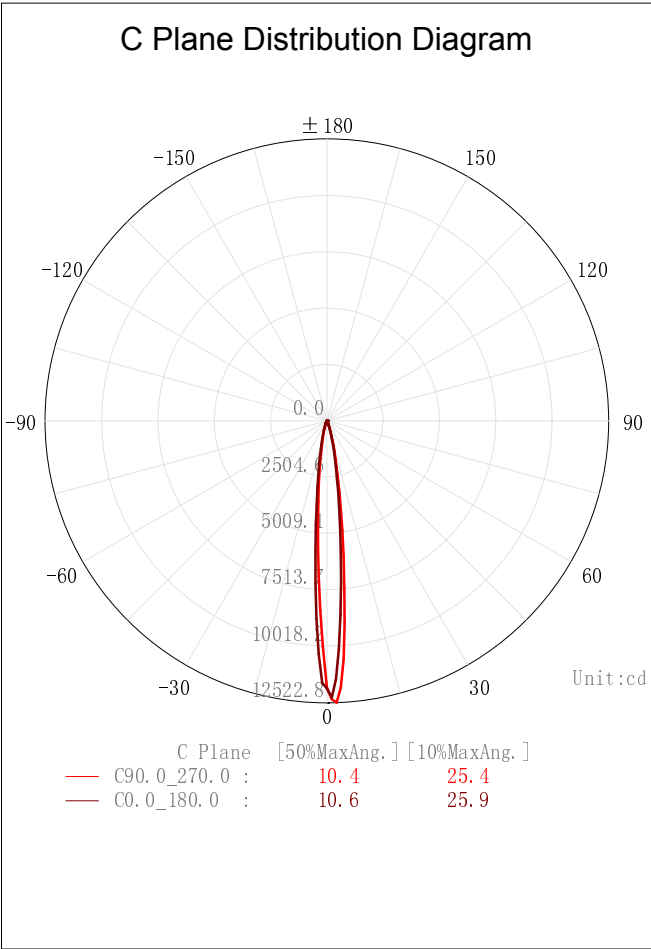
Indoor Luminaire Photometric Data

Description Information

Luminary Name: 55252	Lum. Catalog:	Test ID:
Lamp Name:	Lamp Catalog:	Test Date: 2021/03/29
Manufacture:	Shld. Ang(°):	Test Machine:GON-2000
Test Lab:	Frequency (Hz):	Lamp CCT(K): 3000 Ra:
Lum. Size(W*L*H):0.050m*-0.050m*0.000m	Lum. Area(m2):0.002	Lum. W(kg): 0.000
Test System: C, γ	Test Step: C=30.0 γ=1.0	Temp.(°C): 25
		Humidity(%):

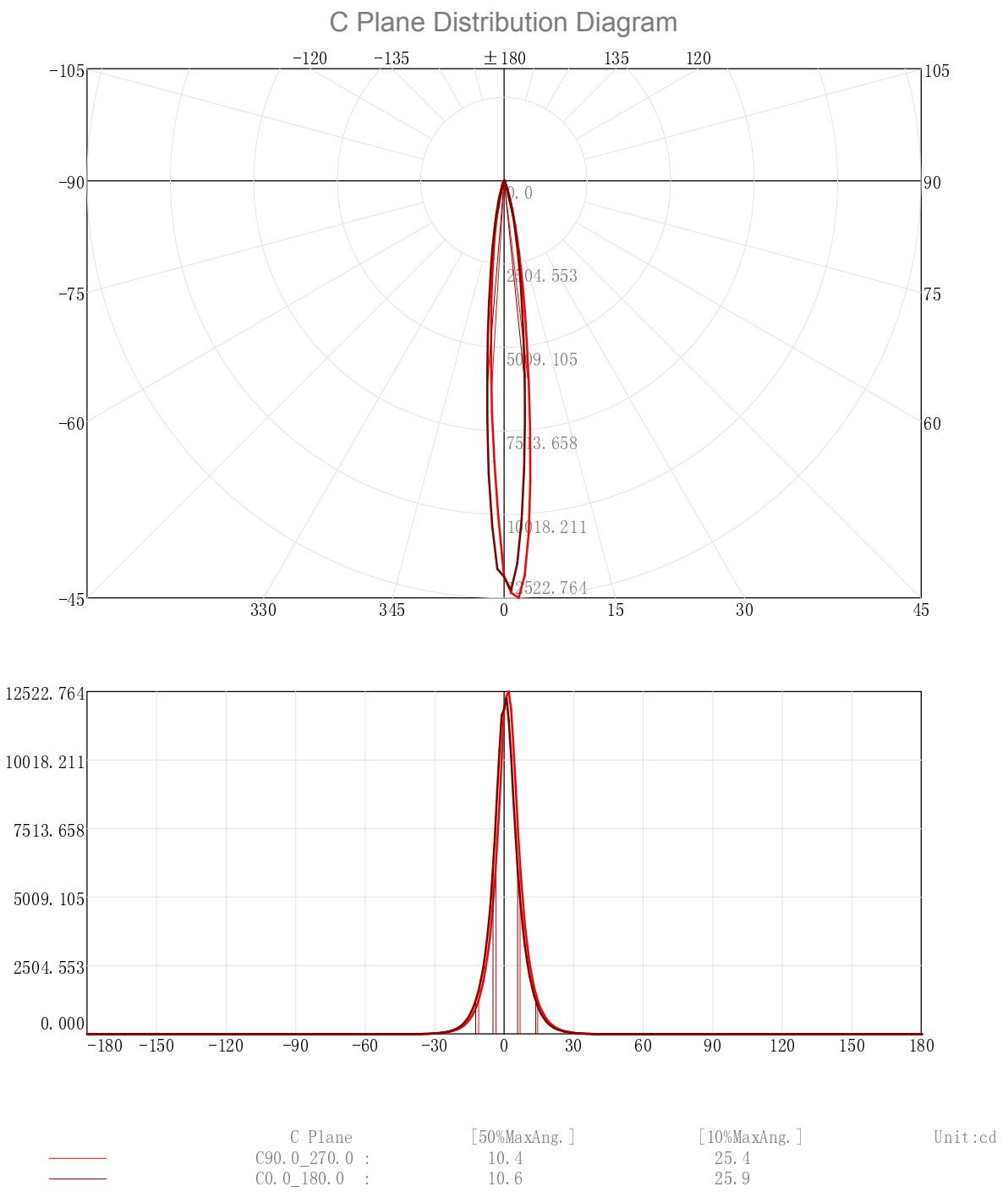
Character Parameter

Lamp Speciality Parameter	Luminaire Speciality Parameter	
Rated Flux(lm): 796.170	Luminary Flux(lm): 796.171	Field Angle(10%Imax): 25.4(°)
Rated Power(W):	Luminary Efficiency: 100.00%	Down Lumens&Percent: 796.171lm 100.00%
Rated Voltage(V): 24	Luminary EER(lm/W): 55.715	Up Lumens&Percent: 0.000lm 0.00%
Tested Power(W): 14.290	Max. Candela(cd): 12522.764	S/MH: C0_a180=0.188 C90_270=0.188
Lamps' Inside: 1	Max Cand@Ang.(°): C=90.0 γ=2.0	CIE Type: Semi-Direct
Tested Electrics(V, A, pf):23.8, 0.599	Beam Angle(50%Imax): 10.4(°)	ErP Φ use(90°): 801.447lm
Lamp Size(W*L*H):0.050m*-0.050m*0.000m	Left=-3.5°, Right=6.9°	IRF(%): 3244.076



2D Plane Light Intensity Distribution Curve

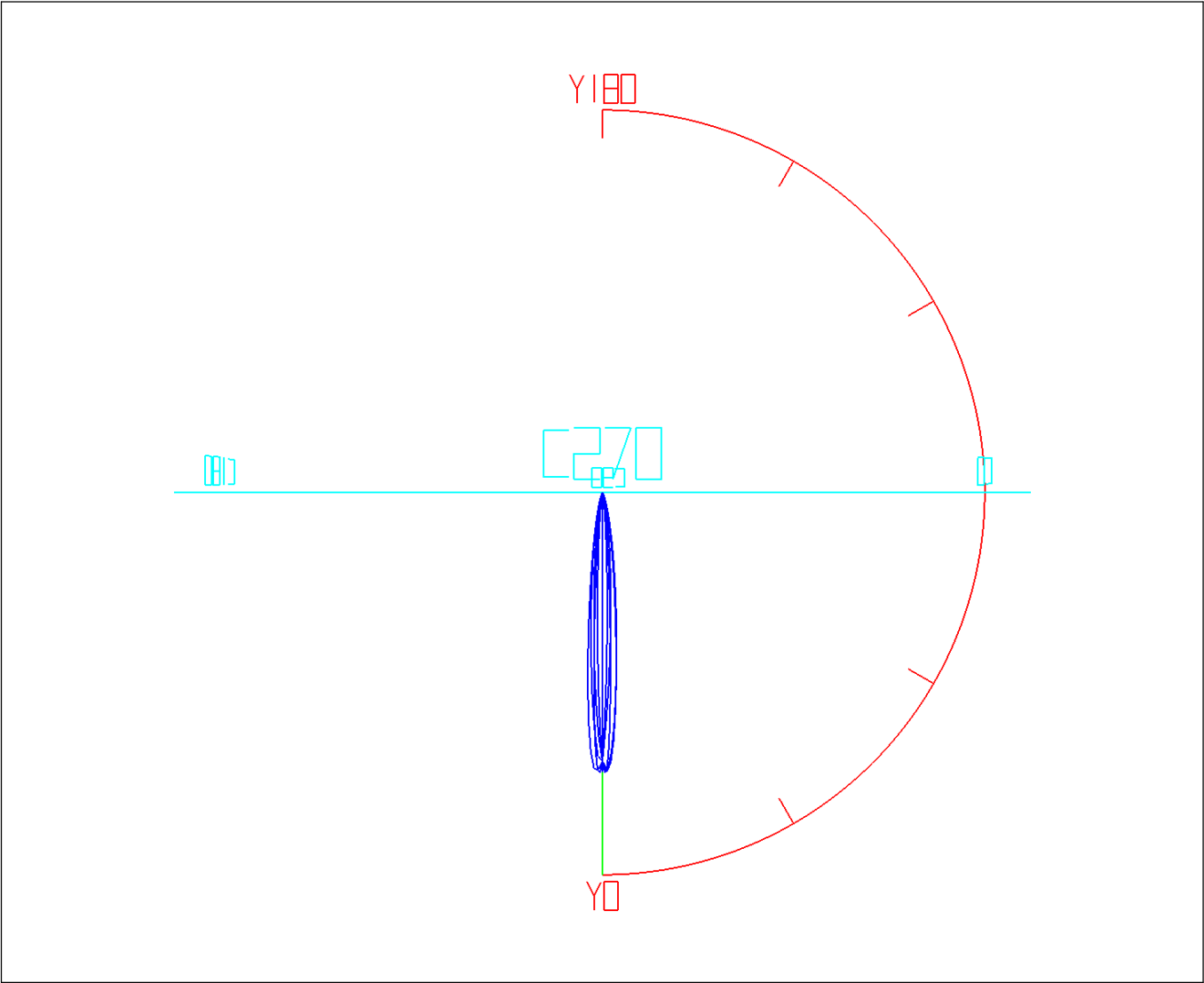
Lum. Name:55252	Lum. Catalog:	Test ID:
Lamp Name:	Lamp Catalog:	Test Lab:
Manufacture:	Test Machine:GON-2000	Test Date: 2021/03/29



3D Light Intensity Distribution Modal

Lum. Name:55252	Lum. Catalog:	Test ID:
Lamp Name:	Lamp Catalog:	Test Lab:
Manufacture:	Test Machine:GON-2000	Test Date:2021/03/29

3D Light Intensity Distribution Modal



Curves:

View Angles:

3D Model

Orient:0

Fixture

Tilt:0

Vert. HUD

Roll:0

Hori. HUD

Spin:0

Zonal Flux Tabulation

Zone(γ)	Zone Flux (lm)	Sums Flux (lm)	Zone%Lamp	Sums%Lamp	Zone(γ)	Zone Flux (lm)	Sums Flux (lm)	Zone%Lamp	Sums%Lamp
0.0-1.0	11.18	11.18	1.40	1.40	47.0-48.0	0.00	796.17	0.00	100.00
1.0-2.0	31.76	42.94	3.99	5.39	48.0-49.0	0.00	796.17	0.00	100.00
2.0-3.0	47.95	90.89	6.02	11.42	49.0-50.0	0.00	796.17	0.00	100.00
3.0-4.0	58.34	149.23	7.33	18.74	50.0-51.0	0.00	796.17	0.00	100.00
4.0-5.0	63.12	212.35	7.93	26.67	51.0-52.0	0.00	796.17	0.00	100.00
5.0-6.0	63.47	275.82	7.97	34.64	52.0-53.0	0.00	796.17	0.00	100.00
6.0-7.0	60.96	336.78	7.66	42.30	53.0-54.0	0.00	796.17	0.00	100.00
7.0-8.0	56.88	393.66	7.14	49.44	54.0-55.0	0.00	796.17	0.00	100.00
8.0-9.0	52.13	445.79	6.55	55.99	55.0-56.0	0.00	796.17	0.00	100.00
9.0-10.0	47.16	492.95	5.92	61.92	56.0-57.0	0.00	796.17	0.00	100.00
10.0-11.0	42.17	535.12	5.30	67.21	57.0-58.0	0.00	796.17	0.00	100.00
11.0-12.0	37.31	572.44	4.69	71.90	58.0-59.0	0.00	796.17	0.00	100.00
12.0-13.0	32.72	605.15	4.11	76.01	59.0-60.0	0.00	796.17	0.00	100.00
13.0-14.0	28.46	633.61	3.57	79.58	60.0-61.0	0.00	796.17	0.00	100.00
14.0-15.0	24.61	658.22	3.09	82.67	61.0-62.0	0.00	796.17	0.00	100.00
15.0-16.0	21.18	679.40	2.66	85.33	62.0-63.0	0.00	796.17	0.00	100.00
16.0-17.0	18.16	697.56	2.28	87.61	63.0-64.0	0.00	796.17	0.00	100.00
17.0-18.0	15.51	713.08	1.95	89.56	64.0-65.0	0.00	796.17	0.00	100.00
18.0-19.0	13.23	726.30	1.66	91.22	65.0-66.0	0.00	796.17	0.00	100.00
19.0-20.0	11.27	737.57	1.42	92.64	66.0-67.0	0.00	796.17	0.00	100.00
20.0-21.0	9.61	747.18	1.21	93.85	67.0-68.0	0.00	796.17	0.00	100.00
21.0-22.0	8.19	755.36	1.03	94.87	68.0-69.0	0.00	796.17	0.00	100.00
22.0-23.0	6.97	762.33	0.88	95.75	69.0-70.0	0.00	796.17	0.00	100.00
23.0-24.0	5.92	768.26	0.74	96.49	70.0-71.0	0.00	796.17	0.00	100.00
24.0-25.0	5.03	773.28	0.63	97.13	71.0-72.0	0.00	796.17	0.00	100.00
25.0-26.0	4.27	777.55	0.54	97.66	72.0-73.0	0.00	796.17	0.00	100.00
26.0-27.0	3.62	781.17	0.45	98.12	73.0-74.0	0.00	796.17	0.00	100.00
27.0-28.0	3.06	784.23	0.38	98.50	74.0-75.0	0.00	796.17	0.00	100.00
28.0-29.0	2.58	786.81	0.32	98.82	75.0-76.0	0.00	796.17	0.00	100.00
29.0-30.0	2.15	788.96	0.27	99.09	76.0-77.0	0.00	796.17	0.00	100.00
30.0-31.0	1.78	790.75	0.22	99.32	77.0-78.0	0.00	796.17	0.00	100.00
31.0-32.0	1.46	792.20	0.18	99.50	78.0-79.0	0.00	796.17	0.00	100.00
32.0-33.0	1.17	793.37	0.15	99.65	79.0-80.0	0.00	796.17	0.00	100.00
33.0-34.0	0.92	794.30	0.12	99.76	80.0-81.0	0.00	796.17	0.00	100.00
34.0-35.0	0.70	794.99	0.09	99.85	81.0-82.0	0.00	796.17	0.00	100.00
35.0-36.0	0.50	795.49	0.06	99.91	82.0-83.0	0.00	796.17	0.00	100.00
36.0-37.0	0.32	795.81	0.04	99.96	83.0-84.0	0.00	796.17	0.00	100.00
37.0-38.0	0.20	796.01	0.02	99.98	84.0-85.0	0.00	796.17	0.00	100.00
38.0-39.0	0.11	796.12	0.01	99.99	85.0-86.0	0.00	796.17	0.00	100.00
39.0-40.0	0.04	796.16	0.01	100.00	86.0-87.0	0.00	796.17	0.00	100.00
40.0-41.0	0.01	796.17	0.00	100.00	87.0-88.0	0.00	796.17	0.00	100.00
41.0-42.0	0.00	796.17	0.00	100.00	88.0-89.0	0.00	796.17	0.00	100.00
42.0-43.0	0.00	796.17	0.00	100.00	89.0-90.0	0.00	796.17	0.00	100.00
43.0-44.0	0.00	796.17	0.00	100.00	90.0-91.0	0.00	796.17	0.00	100.00
44.0-45.0	0.00	796.17	0.00	100.00	91.0-92.0	0.00	796.17	0.00	100.00
45.0-46.0	0.00	796.17	0.00	100.00	92.0-93.0	0.00	796.17	0.00	100.00
46.0-47.0	0.00	796.17	0.00	100.00	93.0-94.0	0.00	796.17	0.00	100.00

IES Indoor Report

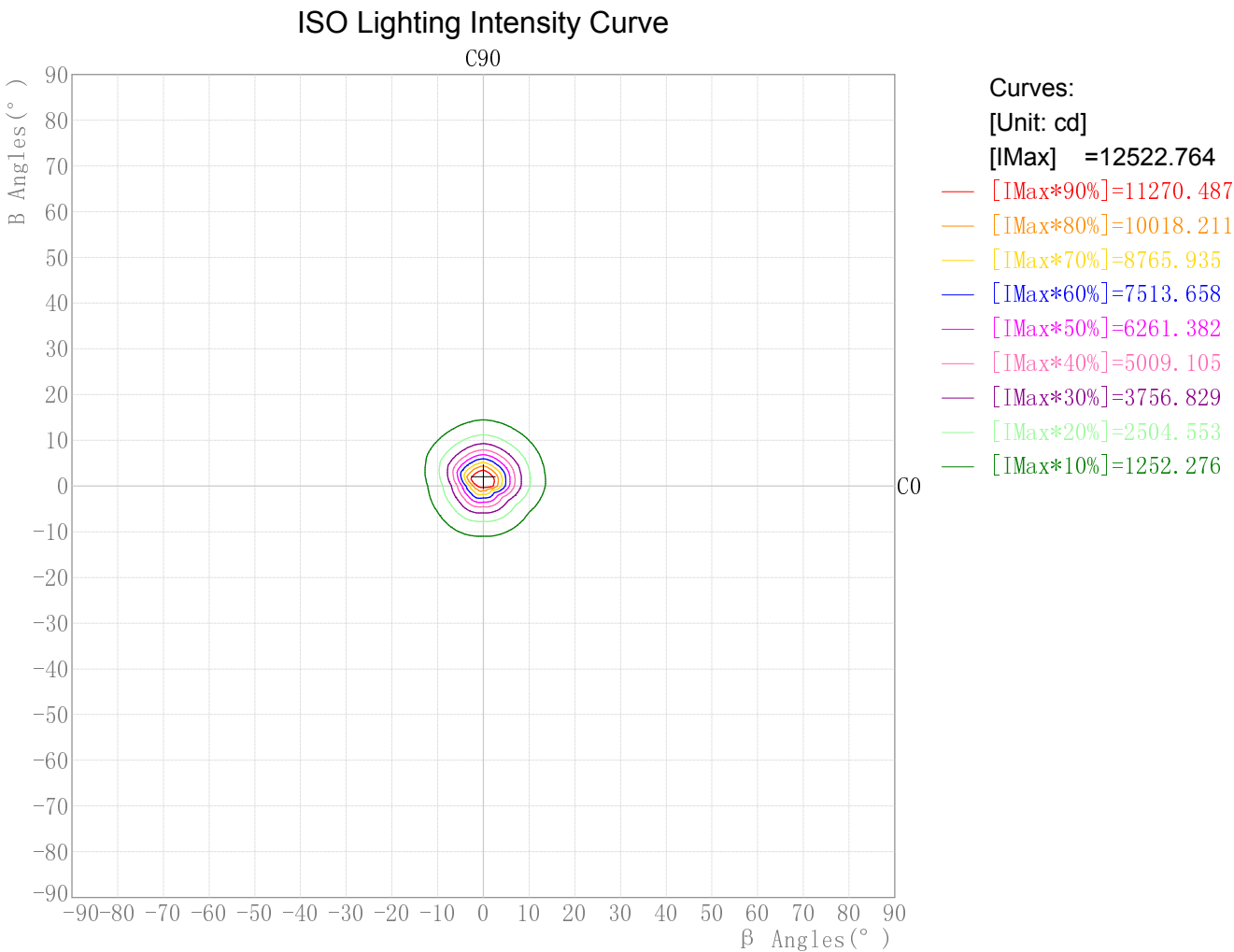
Photometric Filename:UL-1205-1500-A.IES

Zonal Flux Tabulation - (Cont.)

Zone( γ )	Zone Flux (lm)	Sums Flux (lm)	Zone%Lamp	Sums%Lamp	Zone( γ )	Zone Flux (lm)	Sums Flux (lm)	Zone%Lamp	Sums%Lamp
94.0-95.0	0.00	796.17	0.00	100.00	141.0-142.0	0.00	796.17	0.00	100.00
95.0-96.0	0.00	796.17	0.00	100.00	142.0-143.0	0.00	796.17	0.00	100.00
96.0-97.0	0.00	796.17	0.00	100.00	143.0-144.0	0.00	796.17	0.00	100.00
97.0-98.0	0.00	796.17	0.00	100.00	144.0-145.0	0.00	796.17	0.00	100.00
98.0-99.0	0.00	796.17	0.00	100.00	145.0-146.0	0.00	796.17	0.00	100.00
99.0-100.0	0.00	796.17	0.00	100.00	146.0-147.0	0.00	796.17	0.00	100.00
100.0-101.0	0.00	796.17	0.00	100.00	147.0-148.0	0.00	796.17	0.00	100.00
101.0-102.0	0.00	796.17	0.00	100.00	148.0-149.0	0.00	796.17	0.00	100.00
102.0-103.0	0.00	796.17	0.00	100.00	149.0-150.0	0.00	796.17	0.00	100.00
103.0-104.0	0.00	796.17	0.00	100.00	150.0-151.0	0.00	796.17	0.00	100.00
104.0-105.0	0.00	796.17	0.00	100.00	151.0-152.0	0.00	796.17	0.00	100.00
105.0-106.0	0.00	796.17	0.00	100.00	152.0-153.0	0.00	796.17	0.00	100.00
106.0-107.0	0.00	796.17	0.00	100.00	153.0-154.0	0.00	796.17	0.00	100.00
107.0-108.0	0.00	796.17	0.00	100.00	154.0-155.0	0.00	796.17	0.00	100.00
108.0-109.0	0.00	796.17	0.00	100.00	155.0-156.0	0.00	796.17	0.00	100.00
109.0-110.0	0.00	796.17	0.00	100.00	156.0-157.0	0.00	796.17	0.00	100.00
110.0-111.0	0.00	796.17	0.00	100.00	157.0-158.0	0.00	796.17	0.00	100.00
111.0-112.0	0.00	796.17	0.00	100.00	158.0-159.0	0.00	796.17	0.00	100.00
112.0-113.0	0.00	796.17	0.00	100.00	159.0-160.0	0.00	796.17	0.00	100.00
113.0-114.0	0.00	796.17	0.00	100.00	160.0-161.0	0.00	796.17	0.00	100.00
114.0-115.0	0.00	796.17	0.00	100.00	161.0-162.0	0.00	796.17	0.00	100.00
115.0-116.0	0.00	796.17	0.00	100.00	162.0-163.0	0.00	796.17	0.00	100.00
116.0-117.0	0.00	796.17	0.00	100.00	163.0-164.0	0.00	796.17	0.00	100.00
117.0-118.0	0.00	796.17	0.00	100.00	164.0-165.0	0.00	796.17	0.00	100.00
118.0-119.0	0.00	796.17	0.00	100.00	165.0-166.0	0.00	796.17	0.00	100.00
119.0-120.0	0.00	796.17	0.00	100.00	166.0-167.0	0.00	796.17	0.00	100.00
120.0-121.0	0.00	796.17	0.00	100.00	167.0-168.0	0.00	796.17	0.00	100.00
121.0-122.0	0.00	796.17	0.00	100.00	168.0-169.0	0.00	796.17	0.00	100.00
122.0-123.0	0.00	796.17	0.00	100.00	169.0-170.0	0.00	796.17	0.00	100.00
123.0-124.0	0.00	796.17	0.00	100.00	170.0-171.0	0.00	796.17	0.00	100.00
124.0-125.0	0.00	796.17	0.00	100.00	171.0-172.0	0.00	796.17	0.00	100.00
125.0-126.0	0.00	796.17	0.00	100.00	172.0-173.0	0.00	796.17	0.00	100.00
126.0-127.0	0.00	796.17	0.00	100.00	173.0-174.0	0.00	796.17	0.00	100.00
127.0-128.0	0.00	796.17	0.00	100.00	174.0-175.0	0.00	796.17	0.00	100.00
128.0-129.0	0.00	796.17	0.00	100.00	175.0-176.0	0.00	796.17	0.00	100.00
129.0-130.0	0.00	796.17	0.00	100.00	176.0-177.0	0.00	796.17	0.00	100.00
130.0-131.0	0.00	796.17	0.00	100.00	177.0-178.0	0.00	796.17	0.00	100.00
131.0-132.0	0.00	796.17	0.00	100.00	178.0-179.0	0.00	796.17	0.00	100.00
132.0-133.0	0.00	796.17	0.00	100.00	179.0-180.0	0.00	796.17	0.00	100.00
133.0-134.0	0.00	796.17	0.00	100.00					
134.0-135.0	0.00	796.17	0.00	100.00					
135.0-136.0	0.00	796.17	0.00	100.00					
136.0-137.0	0.00	796.17	0.00	100.00					
137.0-138.0	0.00	796.17	0.00	100.00					
138.0-139.0	0.00	796.17	0.00	100.00					
139.0-140.0	0.00	796.17	0.00	100.00					
140.0-141.0	0.00	796.17	0.00	100.00					

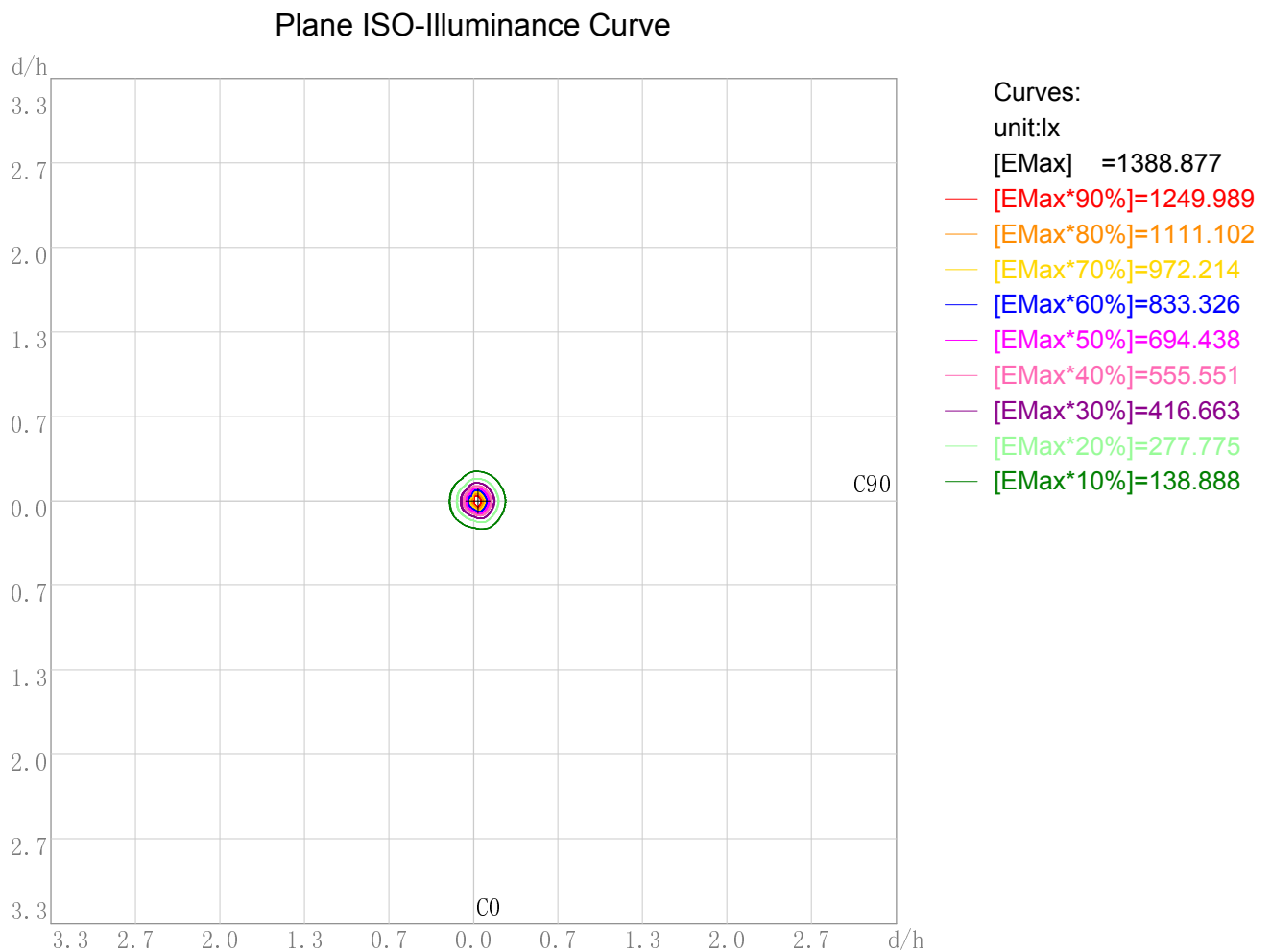
Rectangle ISO Lighting Intensity Diagram

Lum. Name: 55252	Lum. Catalog:	Test ID:
Lamp Name:	Lamp Catalog:	Test Lab:
Manufacture:	Test Machine:GON-2000	Test Date: 2021/03/29



Plane ISO-Illuminance Diagram

Lum. Name:55252	Lum. Catalog:	Test ID:
Lamp Name:	Lamp Catalog:	Test Lab:
Manufacture:	Test Machine:GON-2000	Test Date: 2021/03/29

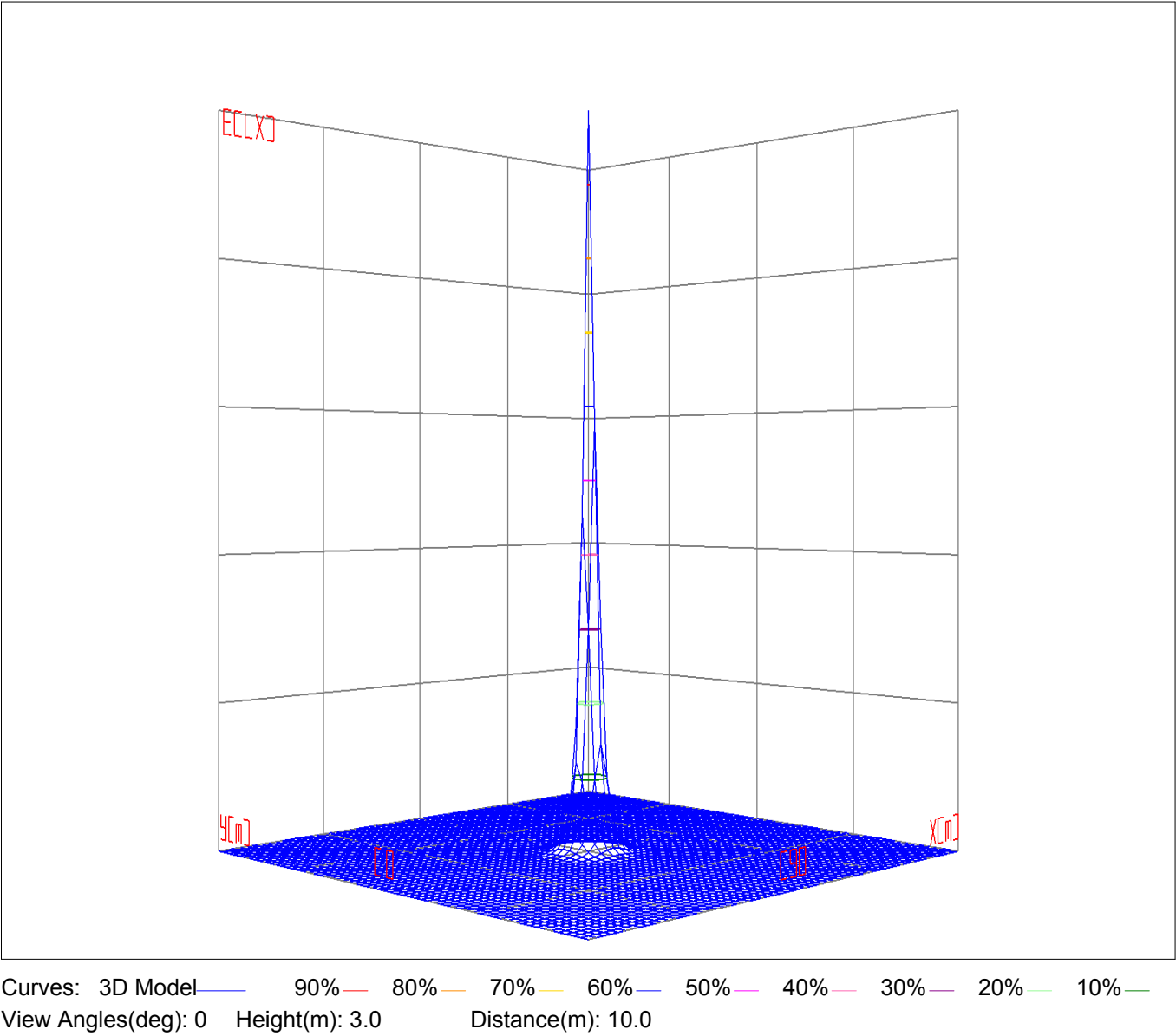


Working Plane Luminaire Mounting Height(m): 3.00  
Working Plane Maximum Illuminance(lx): 1388.88  
Working Plane Maximum Illuminance Position(d/h):H0.0 V0.0

3D Plane ISO Illuminance Diagram

Lum. Name: 55252	Lum. Catalog:	Test ID:
Lamp Name:	Lamp Catalog:	Test Lab:
Manufacture:	Test Machine:GON-2000	Test Date: 2021/03/29

3D Plane Illuminance Modal





## Space ISO Illuminance Diagram

Lum. Name: 55252	Lum. Catalog:	Test ID:
Lamp Name:	Lamp Catalog:	Test Lab:
Manufacture:	Test Machine:GON-2000	Test Date: 2021/03/29

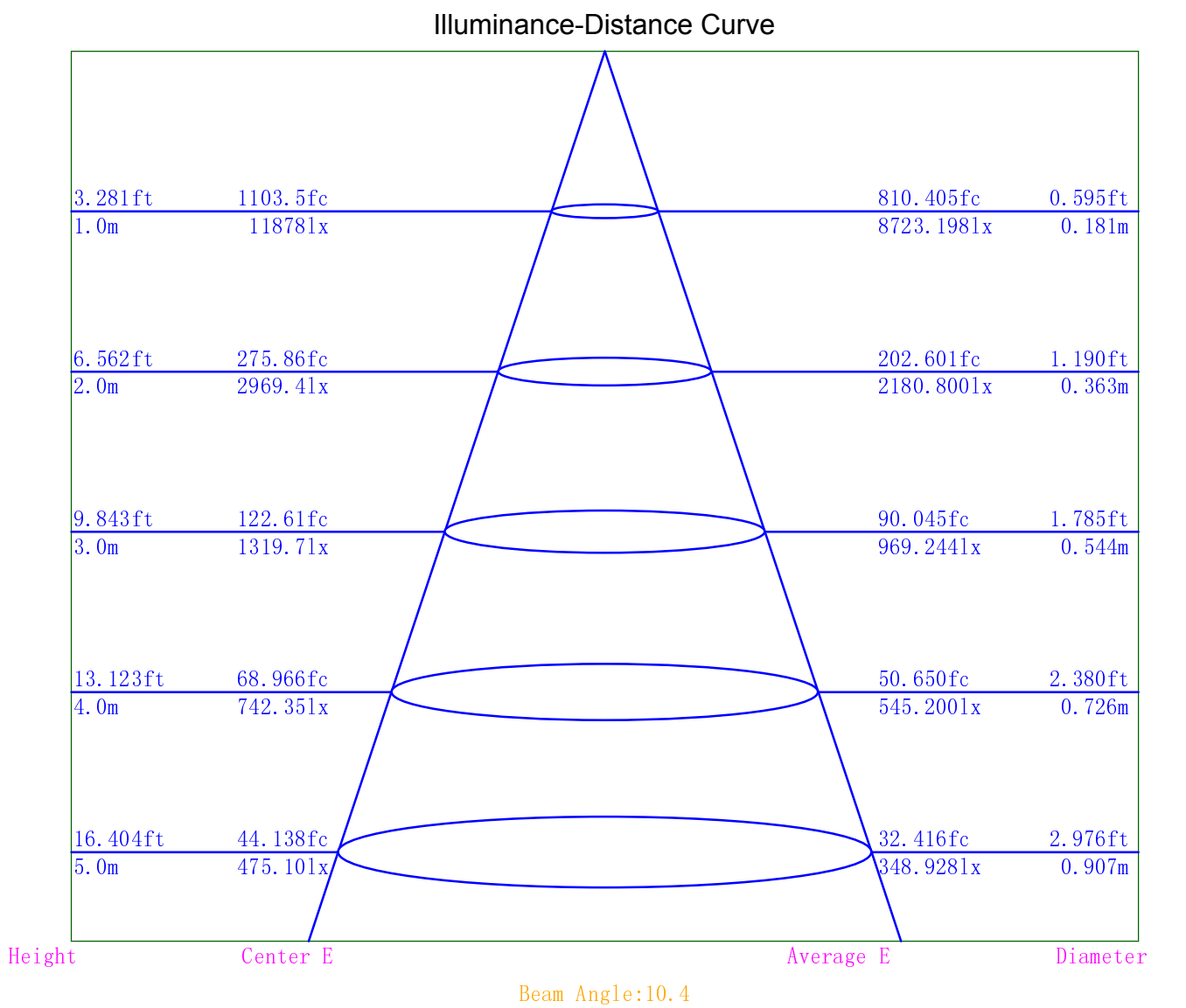
Space ISO Illuminance Curve



Space Plane Maximum Illuminance and @Angle:12282.34lx,1.0deg  
Plane Maximum Lighting Intensity and @Angle:12287.956cd,0deg

Illuminance-Distance Diagram

Lum. Name: 55252	Lum. Catalog:	Test ID:
Lamp Name:	Lamp Catalog:	Test Lab:
Manufacture:	Test Machine:GON-2000	Test Date: 2021/03/29



Indoor Luminance Limiting Curves

Lum. Name: 55252	Lum. Catalog:	Test ID:
Lamp Name:	Lamp Catalog:	Test Lab:
Manufacture:	Test Machine:GON-2000	Test Date: 2021/03/29

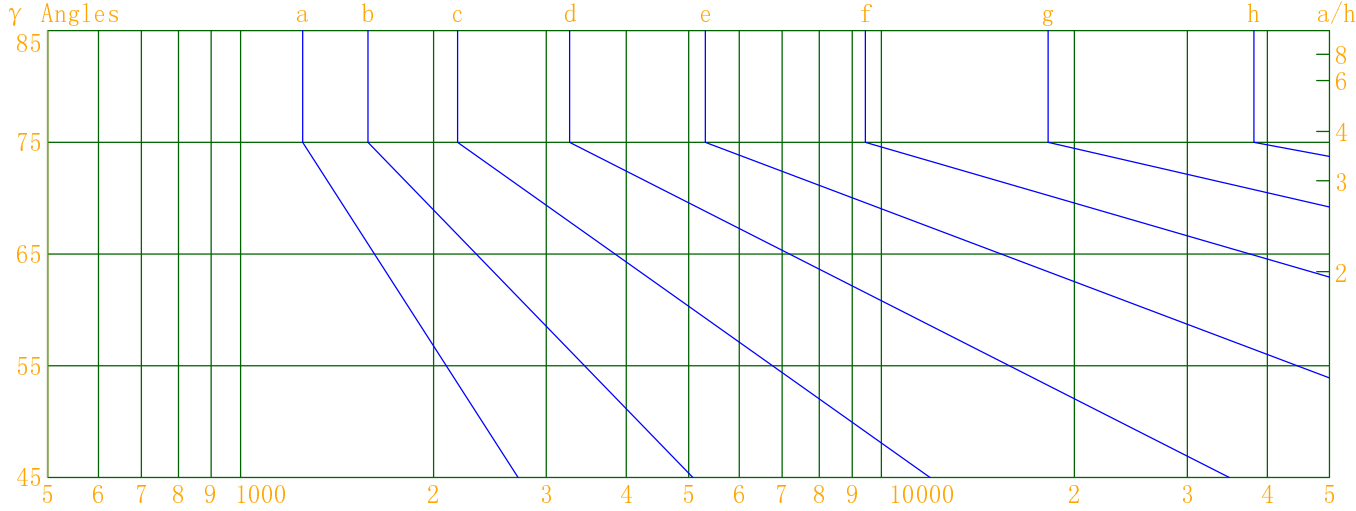
Glare Grade Table

GI	Quality	Using Illuminance							
1.15	A	2000	1000	500	<=300				
1.5	B		2000	1000	500	<=300			
1.85	C			2000	1000	500	<=300		
2.2	D				2000	1000	500	<=300	
2.55	E	a				2000	1000	500	<=300
			b	c	d	e	f	g	h

Luminance Table

Gama (deg)	45	50	55	60	65	70	75	80	85
C0	0	0	0	0	0	0	0	0	0
C90	0	0	0	0	0	0	0	0	0

Luminance Limiting Curve



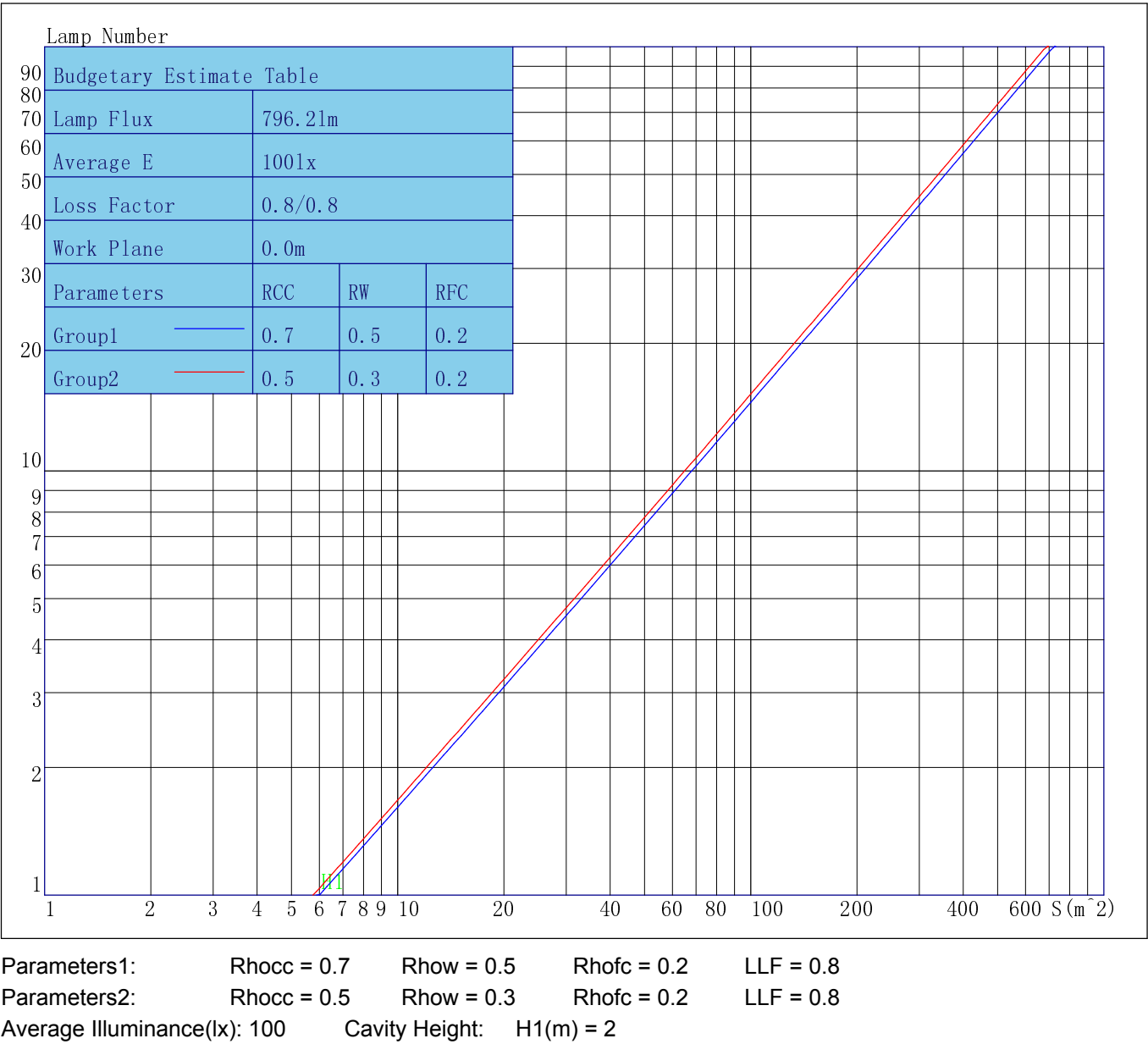
Luminous Size: Length(m)=-0.050 Width(m)=-0.050 Height(m)=0.000 Area(m^2)=0.001963

Luminous Type: Without Luminous Side

Luminous Curves: C0-C180 Color: C90-C270 Color:

Indoor Budgetary Estimate Table

Lum. Name: 55252	Lum. Catalog:	Test ID:
Lamp Name:	Lamp Catalog:	Test Lab:
Manufacture:	Test Machine:GON-2000	Test Date: 2021/03/29



Indoor Coefficient of Utilization Table

Lum. Name:55252	Lum. Catalog:	Test ID:
Lamp Name:	Lamp Catalog:	Test Lab:
Manufacture:	Test Machine:GON-2000	Test Date: 2021/03/29

Coefficients of Utilization – Zonal Cavity Method																					
Coef.	Effective Floor Cavity Reflectance RFC=0.20																				
RhoCC (%)	80				70				50				30				10				0
RhoW (%)	70	50	30	10	70	50	30	10	50	30	10	50	30	10	50	30	10	50	30	10	0
RCR	Coefficient of Utilization(%)																				
0	119	119	119	119	116	116	116	116	111	111	111	111	106	106	106	106	102	102	102	102	100
1	116	114	112	111	113	112	111	109	108	107	106	106	104	104	103	103	101	100	100	100	98
2	113	110	107	105	111	108	106	104	105	104	102	102	102	101	100	100	100	99	98	98	97
3	110	107	104	101	109	105	103	101	103	101	99	99	101	99	98	98	99	97	96	96	95
4	108	104	101	98	107	103	100	98	101	98	97	97	99	97	96	96	97	96	94	94	93
5	106	101	98	96	105	100	97	95	99	96	94	94	97	95	94	94	96	94	93	93	92
6	104	99	96	93	103	98	95	93	97	95	93	93	96	94	92	92	95	93	92	92	91
7	102	97	94	92	101	97	94	91	96	93	91	91	95	92	91	91	94	92	90	90	89
8	100	95	92	90	99	95	92	90	94	91	90	90	93	91	89	89	92	90	89	89	88
9	99	94	91	89	98	93	90	88	93	90	88	88	92	90	88	88	91	89	88	88	87
10	97	92	89	87	97	92	89	87	91	89	87	87	91	88	87	87	90	88	87	87	86

Unified Glare Rating Table

Lum. Name: 55252	Lum. Catalog:	Test ID:
Lamp Name:	Lamp Catalog:	Test Lab:
Manufacture:	Test Machine:GON-2000	Test Date: 2021/03/29

Unified Glare Rating Table

Ceiling RCC		0.70	0.70	0.50	0.50	0.30	0.70	0.70	0.50	0.50	0.30
Wall RW		0.50	0.30	0.50	0.30	0.30	0.50	0.30	0.50	0.30	0.30
Floor RFC		0.20	0.20	0.20	0.20	0.20	0.20	0.20	0.20	0.20	0.20
Room Size		Vewed crosswise					Vewed endwise				
X=2H	Y=2H	0.8	1.6	1.1	1.9	2.2	2.7	3.6	3.1	3.9	4.2
	Y=3H	0.5	1.3	0.9	1.6	2.0	2.5	3.2	2.9	3.6	3.9
	Y=4H	0.4	1.1	0.8	1.5	1.9	2.4	3.1	2.8	3.4	3.8
	Y=6H	0.3	0.9	0.7	1.3	1.7	2.2	2.9	2.7	3.3	3.7
	Y=8H	0.2	0.8	0.7	1.2	1.6	2.2	2.8	2.6	3.2	3.6
	Y=12H	0.2	0.7	0.6	1.1	1.6	2.1	2.7	2.6	3.1	3.5
X=4H	Y=2H	0.4	1.1	0.8	1.5	1.9	2.4	3.1	2.8	3.4	3.8
	Y=3H	0.2	0.8	0.6	1.2	1.6	2.1	2.7	2.5	3.1	3.5
	Y=4H	0.1	0.6	0.5	1.0	1.4	2.0	2.5	2.4	2.9	3.4
	Y=6H	-0.1	0.4	0.4	0.8	1.3	1.9	2.3	2.4	2.8	3.2
	Y=8H	-0.1	0.2	0.3	0.7	1.2	1.8	2.2	2.3	2.6	3.1
	Y=12H	-0.2	0.1	0.3	0.6	1.1	1.7	2.1	2.2	2.6	3.0
X=8H	Y=4H	-0.1	0.2	0.3	0.7	1.2	1.8	2.2	2.3	2.6	3.1
	Y=6H	-0.3	0.0	0.2	0.5	1.0	1.7	2.0	2.2	2.5	3.0
	Y=8H	-0.4	-0.1	0.2	0.4	0.9	1.6	1.9	2.1	2.4	2.9
	Y=12H	-0.4	-0.2	0.1	0.3	0.9	1.5	1.8	2.1	2.3	2.8
X=12H	Y=4H	-0.2	0.1	0.3	0.6	1.1	1.7	2.1	2.2	2.6	3.0
	Y=6H	-0.4	-0.1	0.2	0.4	0.9	1.6	1.9	2.1	2.3	2.9
	Y=8H	-0.4	-0.2	0.1	0.3	0.9	1.5	1.8	2.1	2.3	2.8
Variations with the objverver position at spacings											
S=1.0H		0.0/0.0					0.0/0.0				
S=1.5H		0.0/0.0					0.0/0.0				
S=2.0H		0.0/0.0					0.0/0.0				
Reduced UGR Table:											
Nordic Standard Table:		BK0					BK0				
Correction Value		0.0					0.0				

o the CIE Pub.117, data has been corrected, refers to the lamp's lumens 8.2flm.

IES Indoor Report

Photometric Filename:UL-1205-1500-A.IES

Candela Tabulation

V/H	C0. 0	C30. 0	C60. 0	C90. 0	C120. 0	C150. 0	C180. 0	C210. 0	C240. 0	C270. 0	C300. 0	C330. 0
γ 0. 0	11877. 6	11877. 6	11877. 6	11877. 6	11877. 6	11877. 6	11877. 6	11877. 6	11877. 6	11877. 6	11877. 6	11877. 6
γ 1. 0	12288. 0	12377. 5	12445. 2	12367. 5	12449. 8	12300. 4	11648. 4	10784. 9	10641. 3	10023. 6	10352. 4	10214. 5
γ 2. 0	11473. 6	12050. 8	12238. 1	12522. 8	12422. 6	12300. 4	10361. 6	9278. 4	9098. 0	8425. 4	8780. 2	8691. 6
γ 3. 0	10153. 7	11047. 0	11294. 4	11867. 0	11609. 4	11541. 9	8793. 6	7689. 5	7527. 7	6917. 2	7258. 6	7223. 7
γ 4. 0	8642. 5	9635. 6	9888. 3	10598. 6	10247. 5	10228. 4	7209. 1	6233. 5	6100. 2	5604. 2	5917. 8	5932. 6
γ 5. 0	7181. 9	8121. 0	8338. 4	9039. 0	8645. 4	8651. 8	5803. 1	4998. 4	4900. 5	4512. 9	4789. 5	4836. 0
γ 6. 0	5898. 8	6702. 9	6872. 7	7471. 8	7079. 2	7079. 4	4647. 5	3998. 4	3935. 1	3632. 5	3868. 7	3930. 6
γ 7. 0	4816. 7	5477. 5	5600. 8	6072. 6	5714. 5	5700. 1	3728. 0	3209. 1	3164. 0	2927. 7	3127. 0	3195. 0
γ 8. 0	3927. 0	4458. 7	4541. 8	4911. 7	4599. 2	4579. 9	3002. 5	2588. 3	2550. 6	2362. 6	2526. 5	2596. 0
γ 9. 0	3205. 4	3627. 5	3683. 5	3975. 4	3712. 7	3689. 9	2429. 8	2095. 6	2062. 8	1910. 5	2040. 4	2106. 9
γ 10. 0	2617. 2	2951. 1	2989. 0	3219. 7	3003. 3	2978. 4	1970. 2	1699. 9	1668. 0	1544. 7	1644. 2	1706. 6
γ 11. 0	2130. 6	2396. 3	2418. 7	2605. 2	2428. 7	2407. 1	1596. 1	1378. 6	1346. 3	1246. 7	1321. 4	1378. 1
γ 12. 0	1730. 7	1939. 4	1956. 5	2107. 1	1963. 5	1944. 6	1292. 5	1116. 1	1085. 1	1002. 7	1060. 1	1110. 1
γ 13. 0	1402. 8	1564. 5	1580. 9	1701. 6	1582. 4	1566. 8	1046. 3	902. 0	874. 1	805. 9	850. 9	894. 0
γ 14. 0	1133. 3	1260. 4	1277. 2	1374. 0	1273. 5	1262. 2	844. 7	727. 7	702. 9	647. 8	684. 0	721. 3
γ 15. 0	914. 1	1014. 1	1032. 1	1111. 3	1024. 8	1016. 8	680. 2	586. 3	565. 4	521. 3	552. 3	583. 7
γ 16. 0	737. 3	815. 9	836. 3	899. 9	824. 5	818. 7	547. 0	471. 4	455. 5	419. 8	446. 8	473. 5
γ 17. 0	593. 8	656. 5	677. 8	727. 6	662. 5	658. 7	438. 8	377. 5	367. 6	338. 6	362. 7	384. 2
γ 18. 0	478. 4	529. 1	550. 8	588. 2	533. 5	531. 2	351. 3	301. 6	297. 6	273. 8	295. 7	312. 1
γ 19. 0	385. 8	427. 3	448. 3	476. 1	430. 2	429. 7	281. 1	241. 7	241. 8	222. 0	241. 5	254. 6
γ 20. 0	312. 2	347. 0	365. 6	385. 7	347. 8	348. 8	224. 6	193. 8	196. 9	180. 9	197. 6	208. 8
γ 21. 0	254. 0	283. 1	298. 9	313. 2	282. 2	283. 8	179. 4	155. 6	160. 8	148. 0	161. 9	172. 0
γ 22. 0	207. 4	231. 7	244. 4	254. 6	230. 2	231. 1	143. 6	124. 8	131. 5	121. 1	132. 7	141. 9
γ 23. 0	169. 7	189. 8	199. 7	206. 9	187. 8	188. 4	115. 0	100. 1	107. 4	99. 4	108. 8	116. 7
γ 24. 0	139. 2	155. 8	163. 2	168. 1	153. 5	153. 4	92. 7	80. 3	88. 0	81. 5	89. 5	96. 0
γ 25. 0	114. 2	127. 7	133. 3	136. 8	125. 5	124. 7	74. 8	64. 8	71. 9	67. 0	73. 7	78. 8
γ 26. 0	93. 7	105. 0	108. 9	111. 4	102. 8	101. 4	60. 6	52. 6	58. 8	55. 4	60. 8	64. 6
γ 27. 0	77. 0	85. 8	89. 1	91. 1	84. 3	82. 2	49. 2	42. 8	48. 0	45. 6	50. 2	52. 9
γ 28. 0	63. 0	70. 1	73. 1	74. 7	69. 1	66. 7	40. 0	34. 8	38. 9	37. 4	41. 2	43. 1
γ 29. 0	51. 2	57. 0	59. 8	61. 1	56. 3	54. 2	32. 5	28. 1	31. 2	30. 1	33. 5	34. 8
γ 30. 0	41. 5	46. 1	49. 1	50. 0	45. 9	43. 6	26. 2	22. 3	24. 7	23. 8	27. 0	27. 6
γ 31. 0	33. 3	37. 1	39. 9	40. 8	37. 1	34. 9	20. 8	17. 2	18. 9	18. 3	21. 5	21. 5
γ 32. 0	26. 5	29. 6	32. 5	33. 2	29. 8	27. 7	16. 0	12. 8	14. 2	13. 5	16. 5	16. 4
γ 33. 0	20. 7	23. 5	26. 2	26. 9	23. 9	21. 8	12. 0	9. 1	10. 2	9. 6	12. 6	12. 2
γ 34. 0	15. 9	18. 3	20. 9	21. 6	18. 8	16. 7	8. 3	6. 0	6. 7	6. 3	8. 9	8. 5
γ 35. 0	11. 8	13. 9	16. 1	17. 0	14. 4	12. 5	5. 1	3. 3	3. 8	3. 5	5. 8	5. 2
γ 36. 0	8. 3	10. 3	11. 9	13. 0	10. 7	8. 8	2. 4	0. 9	1. 3	1. 2	3. 0	2. 7
γ 37. 0	5. 5	7. 2	8. 3	9. 4	7. 5	5. 7	0. 2	0. 0	0. 0	0. 0	0. 8	0. 4
γ 38. 0	2. 8	4. 5	5. 2	6. 2	4. 6	3. 0	0. 0	0. 0	0. 0	0. 0	0. 0	0. 0
γ 39. 0	0. 7	2. 2	2. 7	3. 5	2. 3	0. 9	0. 0	0. 0	0. 0	0. 0	0. 0	0. 0
γ 40. 0	0. 0	0. 3	0. 2	1. 3	0. 3	0. 0	0. 0	0. 0	0. 0	0. 0	0. 0	0. 0
γ 41. 0	0. 0	0. 0	0. 0	0. 0	0. 0	0. 0	0. 0	0. 0	0. 0	0. 0	0. 0	0. 0
γ 42. 0	0. 0	0. 0	0. 0	0. 0	0. 0	0. 0	0. 0	0. 0	0. 0	0. 0	0. 0	0. 0
γ 43. 0	0. 0	0. 0	0. 0	0. 0	0. 0	0. 0	0. 0	0. 0	0. 0	0. 0	0. 0	0. 0
γ 44. 0	0. 0	0. 0	0. 0	0. 0	0. 0	0. 0	0. 0	0. 0	0. 0	0. 0	0. 0	0. 0
γ 45. 0	0. 0	0. 0	0. 0	0. 0	0. 0	0. 0	0. 0	0. 0	0. 0	0. 0	0. 0	0. 0
γ 46. 0	0. 0	0. 0	0. 0	0. 0	0. 0	0. 0	0. 0	0. 0	0. 0	0. 0	0. 0	0. 0

# IES Indoor Report

Photometric Filename:UL-1205-1500-A.IES

### Candela Tabulation - (Cont.)

[illegible]



**Photometric Filename:UL-1205-1500-A.IES**

## Candela Tabulation - (Cont.)

[illegible]

**Candela Tabulation - (Cont.)**

V/H	C0.0	C30.0	C60.0	C90.0	C120.0	C150.0	C180.0	C210.0	C240.0	C270.0	C300.0	C330.0
γ 141.0	0.0	0.0	0.0	0.0	0.0	0.0	0.0	0.0	0.0	0.0	0.0	0.0
γ 142.0	0.0	0.0	0.0	0.0	0.0	0.0	0.0	0.0	0.0	0.0	0.0	0.0
γ 143.0	0.0	0.0	0.0	0.0	0.0	0.0	0.0	0.0	0.0	0.0	0.0	0.0
γ 144.0	0.0	0.0	0.0	0.0	0.0	0.0	0.0	0.0	0.0	0.0	0.0	0.0
γ 145.0	0.0	0.0	0.0	0.0	0.0	0.0	0.0	0.0	0.0	0.0	0.0	0.0
γ 146.0	0.0	0.0	0.0	0.0	0.0	0.0	0.0	0.0	0.0	0.0	0.0	0.0
γ 147.0	0.0	0.0	0.0	0.0	0.0	0.0	0.0	0.0	0.0	0.0	0.0	0.0
γ 148.0	0.0	0.0	0.0	0.0	0.0	0.0	0.0	0.0	0.0	0.0	0.0	0.0
γ 149.0	0.0	0.0	0.0	0.0	0.0	0.0	0.0	0.0	0.0	0.0	0.0	0.0
γ 150.0	0.0	0.0	0.0	0.0	0.0	0.0	0.0	0.0	0.0	0.0	0.0	0.0
γ 151.0	0.0	0.0	0.0	0.0	0.0	0.0	0.0	0.0	0.0	0.0	0.0	0.0
γ 152.0	0.0	0.0	0.0	0.0	0.0	0.0	0.0	0.0	0.0	0.0	0.0	0.0
γ 153.0	0.0	0.0	0.0	0.0	0.0	0.0	0.0	0.0	0.0	0.0	0.0	0.0
γ 154.0	0.0	0.0	0.0	0.0	0.0	0.0	0.0	0.0	0.0	0.0	0.0	0.0
γ 155.0	0.0	0.0	0.0	0.0	0.0	0.0	0.0	0.0	0.0	0.0	0.0	0.0
γ 156.0	0.0	0.0	0.0	0.0	0.0	0.0	0.0	0.0	0.0	0.0	0.0	0.0
γ 157.0	0.0	0.0	0.0	0.0	0.0	0.0	0.0	0.0	0.0	0.0	0.0	0.0
γ 158.0	0.0	0.0	0.0	0.0	0.0	0.0	0.0	0.0	0.0	0.0	0.0	0.0
γ 159.0	0.0	0.0	0.0	0.0	0.0	0.0	0.0	0.0	0.0	0.0	0.0	0.0
γ 160.0	0.0	0.0	0.0	0.0	0.0	0.0	0.0	0.0	0.0	0.0	0.0	0.0
γ 161.0	0.0	0.0	0.0	0.0	0.0	0.0	0.0	0.0	0.0	0.0	0.0	0.0
γ 162.0	0.0	0.0	0.0	0.0	0.0	0.0	0.0	0.0	0.0	0.0	0.0	0.0
γ 163.0	0.0	0.0	0.0	0.0	0.0	0.0	0.0	0.0	0.0	0.0	0.0	0.0
γ 164.0	0.0	0.0	0.0	0.0	0.0	0.0	0.0	0.0	0.0	0.0	0.0	0.0
γ 165.0	0.0	0.0	0.0	0.0	0.0	0.0	0.0	0.0	0.0	0.0	0.0	0.0
γ 166.0	0.0	0.0	0.0	0.0	0.0	0.0	0.0	0.0	0.0	0.0	0.0	0.0
γ 167.0	0.0	0.0	0.0	0.0	0.0	0.0	0.0	0.0	0.0	0.0	0.0	0.0
γ 168.0	0.0	0.0	0.0	0.0	0.0	0.0	0.0	0.0	0.0	0.0	0.0	0.0
γ 169.0	0.0	0.0	0.0	0.0	0.0	0.0	0.0	0.0	0.0	0.0	0.0	0.0
γ 170.0	0.0	0.0	0.0	0.0	0.0	0.0	0.0	0.0	0.0	0.0	0.0	0.0
γ 171.0	0.0	0.0	0.0	0.0	0.0	0.0	0.0	0.0	0.0	0.0	0.0	0.0
γ 172.0	0.0	0.0	0.0	0.0	0.0	0.0	0.0	0.0	0.0	0.0	0.0	0.0
γ 173.0	0.0	0.0	0.0	0.0	0.0	0.0	0.0	0.0	0.0	0.0	0.0	0.0
γ 174.0	0.0	0.0	0.0	0.0	0.0	0.0	0.0	0.0	0.0	0.0	0.0	0.0
γ 175.0	0.0	0.0	0.0	0.0	0.0	0.0	0.0	0.0	0.0	0.0	0.0	0.0
γ 176.0	0.0	0.0	0.0	0.0	0.0	0.0	0.0	0.0	0.0	0.0	0.0	0.0
γ 177.0	0.0	0.0	0.0	0.0	0.0	0.0	0.0	0.0	0.0	0.0	0.0	0.0
γ 178.0	0.0	0.0	0.0	0.0	0.0	0.0	0.0	0.0	0.0	0.0	0.0	0.0
γ 179.0	0.0	0.0	0.0	0.0	0.0	0.0	0.0	0.0	0.0	0.0	0.0	0.0
γ 180.0	0.0	0.0	0.0	0.0	0.0	0.0	0.0	0.0	0.0	0.0	0.0	0.0